

Make the right vascular access choice,
with Cook's comprehensive line of PICCs.



PERIPHERALLY INSERTED
CENTRAL VENOUS CATHETERS




www.cookmedical.com

Cook Vascular Access Solutions

Every patient has unique needs, but they all have one thing in common: they depend on you for the best care possible. To answer that call, you need a wide array of vascular access options at your disposal in order to suit each procedure and patient.

Rely on Cook Medical's full line of PICCs, ports, acute and long-term CVCs, and hemodialysis catheters. The choices include silicone and power-injectable polyurethane options. And Cook Spectrum catheters are uniquely impregnated with the antibiotics minocycline and rifampin to help protect against CLABSIs and CRBSIs.

Cook: Helping to ensure that you have the right PICC for every patient



Contents

Cook Spectrum technology	2
Cook Spectrum Turbo-Ject® Power-Injectable PICC	4
Turbo-Ject Power-Injectable PICC	6
Turbo-Flo® PICC	8
Silicone and Spectrum Silicone PICC	10
Preferred components in Cook PICC sets	12
Accessory products	14
Maximal Sterile Barrier Bedside Tray	15
References and resources	16

Don't ignore the CDC. Give your patients the most proven infection protection.

PROCESS + SPECTRUM
TECHNOLOGY

Cook Spectrum® Turbo-Ject® and Spectrum Silicone are the only PICCs that meet the CDC's highest recommendation for reducing CLABSI's.

The 1A recommendation from the CDC's* *Guidelines for the Prevention of Intravascular Catheter-Related Infections, 2011* is to use a "minocycline/rifampin-impregnated catheter when process alone has not helped to reduce infection rates."

Cook Spectrum PICCs are the only peripherally inserted central lines that meet the CDC's highest standard for reducing CLABSI's.

Guidelines for the Prevention of Intravascular Catheter-Related Infections, 2011 can be found at www.cdc.gov/hicpac/pdf/guidelines/bsi-guidelines-2011.pdf.

*Centers for Disease Control and Prevention

To learn more about Cook Spectrum technology, please visit spectrum.cookmedical.com.



What Cook Spectrum[®] offers

PROCESS + SPECTRUM
TECHNOLOGY



The right combination

The pairing of minocycline+rifampin (M+R) is remarkably effective at protecting against a broad spectrum of organisms, including CNS, MRSA, VRE, VRSA, and some fungi.¹

Minocycline+rifampin is the most rigorously studied and synergistic combination of antibiotics available on a catheter for reducing CLABSI and CRBSIs through two distinct mechanisms of action. Unlike most antibiotics, this combination has the ability to penetrate the biofilm that forms on all indwelling catheters.²



Unmatched evidence

Two decades of evidence, including over 30 peer-reviewed studies and meta-analyses, confirm that minocycline+rifampin (M+R) catheters are the most effective tool available to provide broad-spectrum protection against gram-positive, gram-negative, and fungal infections in both short- and long-term use. No other process or technology can match this level of evidence.³⁻⁹



No evidence of resistance

Over ten years of clinical use has shown no evidence that minocycline+rifampin (M+R) catheters lead to bacterial resistance, and a 7-year study of over 500,000 catheter days confirms these results.¹⁰ In fact, data indicates that facilities using minocycline+rifampin catheters have a decreased need for systemic antibiotic use.¹¹



Worth switching

Infection rates don't have to be high for Spectrum technology to be a smart choice for your facility. Incremental reductions in CLABSI and CRBSI can create significant savings. By switching to Spectrum technology, even high-performing hospitals with low infection rates can achieve substantial reductions in mortalities and costs that are associated with infections.^{10, 12, 13}

¹⁻¹³References can be found on page 16.

With Spectrum® Turbo-Ject® there's no compromise between power and proven protection.


PROCESS + SPECTRUM

TECHNOLOGY

Spectrum Turbo-Ject Power-Injectable PICC

- 1 The orange color indicates that the PICC has Spectrum technology that protects against CLABSIs.
- 2 Depth markings every 1 cm help you insert the PICC accurately.
- 3 The extension tube label identifies the maximum CT flow rates.
- 4 Low-profile clamps
- 5 Clearly marked hubs:
 - French size
 - Gage
 - Maximum CT flow rates
 - Lumen volume

Reverse-taper shaft design
(not shown)



SET COMPONENTS

- Cook Spectrum Turbo-Ject Power-Injectable PICC
- 21 gage, 7 cm long EchoTip® percutaneous entry needle*
- Wire guide
- Locking Peel-Away® introducer sheath**
- 12 mL disposable syringe
- 130 cm or 150 cm long marked wire in radiology (OTW) sets only
- Hydrophilic-coated obturator in standard sets only
- Disposable safety scalpel
- Paper measuring tape
- Needleless injection caps (one per lumen)
- Catheter securement device
- Catheter ID card
- Safety sharps container

* 3 Fr sets include two 21 gage needles, one 5 cm long and one 7 cm long.

**See set components on pages 12-13 for specific introducer options.

ORDERING INFORMATION

Order Number	Reference Part Number	Catheter Fr/gage	Catheter Length cm	Lumen Configuration	Lumen ID gage	Lumen Volume mL	Power-Injectable Lumen Flow Rate mL/sec	Wire Guide Diameter inch/ Length cm	Wire Guide Material
Bedside Sets									
G23707	UPICS-3.0-CT-40NT-ABRM-1110	3/19	40		19	.52	2	.018/40	nitinol
G34551	UPICS-4.0-CT-40NT-ABRM-1111	4/17	60		17	.76	5	.018/40	nitinol
G34545	UPICDS-4.0-CT-40NT-ABRM-1111	4/17	60		22, 24	.61, .46	3	.018/40	nitinol
G23909	UPICS-5.0-CT-40NT-ABRM-1111	5/15	60		17	1.00	7	.018/40	nitinol
G23914	UPICDS-5.0-CT-40NT-ABRM-1111	5/15	60		18, 18	.72, .72	5	.018/40	nitinol
G23711	UPICTS-6.0-CT-40NT-ABRM-1110	6/14	60		17, 19, 19	1.04, .73, .73	7	.018/40	nitinol
Standard Sets									
G05673	UPICS-3.0-CT-ABRM-1110	3/19	40		19	.52	2	.018/65	stainless steel
G05676	UPICS-3.0-CT-NT-ABRM-1110	3/19	40		19	.52	2	.018/65	nitinol
G18234	UPICS-3.0-CT-80NT-ABRM-1110	3/19	40		19	.52	2	.018/80	nitinol
G34552	UPICS-4.0-CT-ABRM-1111	4/17	60		17	.76	5	.018/65	stainless steel
G34553	UPICS-4.0-CT-NT-ABRM-1111	4/17	60		17	.76	5	.018/65	nitinol
G34547	UPICDS-4.0-CT-ABRM-1111	4/17	60		22, 24	.61, .46	3	.018/65	stainless steel
G34548	UPICDS-4.0-CT-NT-ABRM-1111	4/17	60		22, 24	.61, .46	3	.018/65	nitinol
G34546	UPICDS-4.0-CT-80NT-ABRM-1111	4/17	60		22, 24	.61, .46	3	.018/80	nitinol
G23907	UPICS-5.0-CT-ABRM-1111	5/15	60		17	1.00	7	.018/65	stainless steel
G23908	UPICS-5.0-CT-NT-ABRM-1111	5/15	60		17	1.00	7	.018/65	nitinol
G23912	UPICDS-5.0-CT-ABRM-1111	5/15	60		18, 18	.72, .72	5	.018/65	stainless steel
G23913	UPICDS-5.0-CT-NT-ABRM-1111	5/15	60		18, 18	.72, .72	5	.018/65	nitinol
G23917	UPICDS-5.0-CT-80NT-ABRM-1111	5/15	60		18, 18	.72, .72	5	.018/80	nitinol
G54478	UPICTS-6.0-CT-ABRM-1110	6/14	60		17, 19, 19	1.04, .73, .73	7	.018/65	stainless steel
G54479	UPICTS-6.0-CT-NT-ABRM-1110	6/14	60		17, 19, 19	1.04, .73, .73	7	.018/65	nitinol
G54908	UPICTS-6.0-CT-80NT-ABRM-1110	6/14	60		17, 19, 19	1.04, .73, .73	7	.018/80	nitinol
Radiology (OTW) Sets*									
G18232	UPICS-3.0-CT-OTW-ABRM-1110	3/19	40		19	.52	2	.018/150	stainless steel
G34554	UPICS-4.0-CT-OTW-ABRM-1111	4/17	60		17	.76	5	.018/150	stainless steel
G34555	UPICS-4.0-CT-OTW-ST-ABRM-1111	4/17	60		17	.76	5	.018/130	stainless steel
G34549	UPICDS-4.0-CT-OTW-ABRM-1111	4/17	60		22, 24	.61, .46	3	.018/150	stainless steel
G34550	UPICDS-4.0-CT-OTW-ST-ABRM-1111	4/17	60		22, 24	.61, .46	3	.018/130	stainless steel
G23910	UPICS-5.0-CT-OTW-ABRM-1111	5/15	60		17	1.00	7	.018/150	stainless steel
G23911	UPICS-5.0-CT-OTW-ST-ABRM-1111	5/15	60		17	1.00	7	.018/130	stainless steel
G23915	UPICDS-5.0-CT-OTW-ABRM-1111	5/15	60		18, 18	.72, .72	5	.018/150	stainless steel
G23916	UPICDS-5.0-CT-OTW-ST-ABRM-1111	5/15	60		18, 18	.72, .72	5	.018/130	stainless steel
G54480	UPICTS-6.0-CT-OTW-ABRM-1110	6/14	60		17, 19, 19	1.04, .73, .73	7	.018/150	stainless steel
G56200	UPICTS-6.0-CT-OTW-ST-ABRM-1110	6/14	60		17, 19, 19	1.04, .73, .73	7	.018/130	stainless steel

*All radiology (OTW) sets also include a stainless steel access wire that is .018 inches in diameter and 65 cm long.

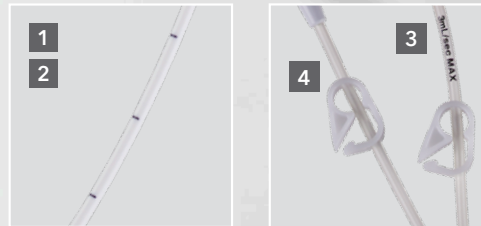
Some products or part numbers may not be available in all markets. Contact your local Cook representative or Customer Service for details.

Choose from a wide range of high-flow power-injectable PICCs.

Turbo-Ject® Power-Injectable PICC

- 1 The polyurethane material is designed for pushability and high flow rates.
- 2 Depth markings every 1 cm help you insert the PICC accurately.
- 3 The extension tube label identifies the maximum CT flow rates.
- 4 Low-profile clamps
- 5 Clearly marked hubs:
 - French size
 - Gage
 - Maximum CT flow rates
 - Lumen volume

Reverse-taper shaft design
(not shown)



5
















SET COMPONENTS

- Turbo-Ject Power-Injectable PICC
- 21 gage, 7 cm long EchoTip® percutaneous entry needle*
- Wire guide
- Locking Peel-Away® introducer sheath**
- 12 mL disposable syringe
- 130 cm or 150 cm long marked wire in radiology (OTW) sets only
- Hydrophilic-coated obturator in standard and bedside sets only
- Disposable safety scalpel
- Paper measuring tape
- Needleless injection caps (one per lumen)
- Catheter securement device
- Catheter ID card
- Safety sharps container

* 3 Fr sets include two 21 gage needles, one 5 cm long and one 7 cm long.

**See set components on pages 12-13 for specific introducer options.

ORDERING INFORMATION

Order Number	Reference Part Number	Catheter Fr/gage	Catheter Length cm	Lumen Configuration	Lumen ID gage	Lumen Volume mL	Power-Injectable Lumen Flow Rate mL/sec	Wire Guide Diameter inch/ Length cm	Wire Guide Material
Bedside Sets									
G23712	UPICS-3.0-CT-40NT-1110	3/19	40		19	.52	2	.018/40	nitinol
G34517	UPICS-4.0-CT-40NT-1111	4/17	60		17	.76	5	.018/40	nitinol
G34511	UPICDS-4.0-CT-40NT-1111	4/17	60		22, 24	.61, .46	3	.018/40	nitinol
G23898	UPICS-5.0-CT-40NT-1111	5/15	60		17	1.00	7	.018/40	nitinol
G23903	UPICDS-5.0-CT-40NT-1111	5/15	60		18, 18	.72, .72	5	.018/40	nitinol
G23717	UPICTS-6.0-CT-40NT-1110	6/14	60		17, 19, 19	1.04, .73, .73	7	.018/40	nitinol
Standard Sets									
G55882	UPICS-3.0-CT-1110	3/19	40		19	.52	2	.018/65	stainless steel
G55883	UPICS-3.0-CT-NT-1110	3/19	40		19	.52	2	.018/65	nitinol
G55885	UPICS-3.0-CT-80NT-1110	3/19	40		19	.52	2	.018/80	nitinol
G34519	UPICS-4.0-CT-NT-1111	4/17	60		17	.76	5	.018/65	nitinol
G34518	UPICS-4.0-CT-1111	4/17	60		17	.76	5	.018/65	stainless steel
G34513	UPICDS-4.0-CT-1111	4/17	60		22, 24	.61, .46	3	.018/65	stainless steel
G34514	UPICDS-4.0-CT-NT-1111	4/17	60		22, 24	.61, .46	3	.018/65	nitinol
G34512	UPICDS-4.0-CT-80NT-1111	4/17	60		22, 24	.61, .46	3	.018/80	nitinol
G23896	UPICS-5.0-CT-1111	5/15	60		17	1.00	7	.018/65	stainless steel
G23897	UPICS-5.0-CT-NT-1111	5/15	60		17	1.00	7	.018/65	nitinol
G23901	UPICDS-5.0-CT-1111	5/15	60		18, 18	.72, .72	5	.018/65	stainless steel
G23902	UPICDS-5.0-CT-NT-1111	5/15	60		18, 18	.72, .72	5	.018/65	nitinol
G23906	UPICDS-5.0-CT-80NT-1111	5/15	60		18, 18	.72, .72	5	.018/80	nitinol
G55886	UPICTS-6.0-CT-1110	6/14	60		17, 19, 19	1.04, .73, .73	7	.018/65	stainless steel
G55887	UPICTS-6.0-CT-NT-1110	6/14	60		17, 19, 19	1.04, .73, .73	7	.018/65	nitinol
G55889	UPICTS-6.0-CT-80NT-1110	6/14	60		17, 19, 19	1.04, .73, .73	7	.018/80	nitinol
Radiology (OTW) Sets*									
G55884	UPICS-3.0-CT-OTW-1110	3/19	40		19	.52	2	.018/150	stainless steel
G34520	UPICS-4.0-CT-OTW-1111	4/17	60		17	.76	5	.018/150	stainless steel
G34521	UPICS-4.0-CT-OTW-ST-1111	4/17	60		17	.76	5	.018/130	stainless steel
G34515	UPICDS-4.0-CT-OTW-1111	4/17	60		22, 24	.61, .46	3	.018/150	stainless steel
G34516	UPICDS-4.0-CT-OTW-ST-1111	4/17	60		22, 24	.61, .46	3	.018/130	stainless steel
G23899	UPICS-5.0-CT-OTW-1111	5/15	60		17	1.00	7	.018/150	stainless steel
G23900	UPICS-5.0-CT-OTW-ST-1111	5/15	60		17	1.00	7	.018/130	stainless steel
G23904	UPICDS-5.0-CT-OTW-1111	5/15	60		18, 18	.72, .72	5	.018/150	stainless steel
G23905	UPICDS-5.0-CT-OTW-ST-1111	5/15	60		18, 18	.72, .72	5	.018/130	stainless steel
G55888	UPICTS-6.0-CT-OTW-1110	6/14	60		17, 19, 19	1.04, .73, .73	7	.018/150	stainless steel
G20061	UPICTS-6.0-CT-OTW-ST-1110	6/14	60		17, 19, 19	1.04, .73, .73	7	.018/130	stainless steel


*All radiology (OTW) sets also include a stainless steel access wire that is .018 inches in diameter and 65 cm long.

Some products or part numbers may not be available in all markets. Contact your local Cook representative or Customer Service for details.

Rely on soft polyurethane catheters for patients who don't require power injection.

Turbo-Flo® Peripherally Inserted Central Venous Catheter

- 1 The polyurethane material is soft for patient comfort.
- 2 Depth markings every 1 cm help you insert the PICC accurately.
- 3 Clearly marked hubs:
 - French size
 - Gage
 - Lumen volume







SET COMPONENTS

- Turbo-Flo PICC
- 18 x 24 inch fenestrated drape
- 21 gage, 7 cm long EchoTip® percutaneous entry needle
- Wire guide
- Locking Peel-Away® introducer sheath*
- 12 mL disposable syringe
- 150 cm long marked wire in radiology (OTW) sets only
- Hydrophilic-coated obturator in standard sets only
- Disposable safety scalpel
- Paper measuring tape
- Catheter securement device
- Catheter ID card

*See set components on pages 12-13 for specific introducer options.

ORDERING INFORMATION

Order Number	Reference Part Number	Catheter Fr/gage	Catheter Length cm	Lumen Configuration	Lumen ID gage	Lumen Volume mL	Wire Guide Diameter inch/ Length cm	Wire Guide Material
Standard Sets								
G12802	UPICS-401-MPIS	4/17	60		18	.9	.018/65	stainless steel
G12986	UPICS-401-MPIS-NT	4/17	60		18	.9	.018/65	nitinol
G12801	UPICS-501-MPIS	5/15	60		16	1.3	.018/65	stainless steel
G12987	UPICS-501-MPIS-NT	5/15	60		16	1.3	.018/65	nitinol
G13308	UPICDS-501-MPIS	5/15	60		20, 20	.6, .62	.018/65	stainless steel
G13309	UPICDS-501-MPIS-NT	5/15	60		20, 20	.6, .62	.018/65	nitinol
Radiology (OTW) Sets								
G31146	UPICS-401-MPIS-OTW	4/17	60		18	.9	.018/150	stainless steel
G31144	UPICS-501-MPIS-OTW	5/15	60		16	1.3	.018/150	stainless steel
G31142	UPICDS-501-MPIS-OTW	5/15	60		20, 20	.6, .62	.018/150	stainless steel

Some products or part numbers may not be available in all markets. Contact your local Cook representative or Customer Service for details.

Soft silicone PICCs provide comfort.

Spectrum silicone PICCS combine comfort and protection.

PROCESS + SPECTRUM

TECHNOLOGY

Silicone Peripherally Inserted Central Venous Catheter

- 1 The orange color on the Spectrum Silicone PICCs indicates that the PICCs protect against CLABSIs.
- 2 The silicone material is soft and biocompatible.*
- 3 A wide variety of sizes from (3 Fr to 7 Fr) maximizes your procedural options.



SET COMPONENTS

- Silicone PICC with or without Spectrum
- 18 x 24 inch fenestrated drape
- EchoTip® percutaneous entry needle†
- Wire guide
- Locking Peel-Away® introducer sheath††
- 12 mL disposable syringe
- Hydrophilic-coated obturator
- Disposable safety scalpel
- Paper measuring tape
- Catheter securement device
- Catheter ID card

*Data on file.

† RPNs with a "J" suffix do not have the EchoTip on the introducer needle.

†† See set components on pages 12-13 for specific introducer options.

ORDERING INFORMATION

Spectrum Silicone



Order Number	Reference Part Number	Catheter Fr/gage	Catheter Length cm	Lumen Configuration	Lumen ID gage	Lumen Volume mL	Wire Guide Diameter inch/Length cm	Wire Guide Material
Spectrum Silicone Sets								
G36219	PICS-401-MPIS-ABRM	4/17	60		20	.6	.018/65	stainless steel
G36252	PICS-401-MPIS-NT-ABRM	4/17	60		20	.6	.018/65	nitinol
G36220	PICS-501-MPIS-ABRM	5/15	60		18	.7	.018/65	stainless steel
G36221	PICS-501-MPIS-NT-ABRM	5/15	60		18	.7	.018/65	nitinol
G36314	PICDS-601-MPIS-ABRM	6/14	58		20, 22	.5, .4	.018/65	stainless steel
G36312	PICDS-601-MPIS-NT-ABRM	6/14	58		20, 22	.5, .4	.018/65	nitinol
G36316	PICDS-701-MPIS-ABRM	7/13	60		18, 19	.8, .7	.018/65	stainless steel
G36315	PICDS-701-MPIS-NT-ABRM	7/13	60		18, 19	.8, .7	.018/65	nitinol

Some products or part numbers may not be available in all markets. Contact your local Cook representative or Customer Service for details.

Silicone

Order Number	Reference Part Number	Catheter Fr/gage	Catheter Length cm	Lumen Configuration	Lumen ID gage	Lumen Volume mL	Wire Guide Diameter inch/Length cm	Wire Guide Material
Silicone Sets								
G08376	PICS-301-MPIS	3/19	50		21	.5	.018/55	stainless steel
G09051	PICS-301-MPIS-NT	3/19	50		21	.5	.018/55	nitinol
G08377	PICS-401-MPIS	4/17	60		20	.6	.018/65	stainless steel
G08663	PICS-401-MPIS-NT	4/17	60		20	.6	.018/65	nitinol
G08378	PICS-501-MPIS	5/15	60		18	.7	.018/65	stainless steel
G08664	PICS-501-MPIS-NT	5/15	60		18	.7	.018/65	nitinol
G08519	PICDS-601-MPIS	6/14	58		20, 22	.5, .4	.018/65	stainless steel
G08665	PICDS-601-MPIS-NT	6/14	58		20, 22	.5, .4	.018/65	nitinol
G08520	PICDS-701-MPIS	7/13	60		18, 19	.8, .7	.018/65	stainless steel
G08693	PICDS-701-MPIS-NT	7/13	60		18, 19	.8, .7	.018/65	nitinol

Some products or part numbers may not be available in all markets. Contact your local Cook representative or Customer Service for details.

Preferred components in Cook PICC sets

Cook PICC sets include specialized components to help you succeed.

Micropuncture® Introduction System

This system includes a needle, a wire guide, and an introducer to simplify procedures. The small gage needle and the smooth transition from the introducer to the dilator help minimize trauma and increase patient comfort.



EchoTip® needle

Hundreds of microscopic dimples on the needle's surface ensure a strong reflection. This reflection delivers brilliant, clearly visible ultrasound images of the needle within the vessel and aids in accurate placement.



Wire guide options

PICC sets are available with one of two types of wire guides.

Nitinol Torq-Flex® wire guide:

This wire guide is highly flexible and kink resistant. It features a platinum or palladium tip for visibility, and it has 1:1 torque control for navigating vascular anatomy.

Stainless steel wire guide:

This wire guide is strong and reliable to help you reach your target efficiently.



Locking Peel-Away® introducer sheaths

These products feature a Luer-locking sheath and dilator to provide a smooth, stable transition during introduction. Cook Spectrum® Turbo-Ject® and Turbo-Ject sets include a comfortable and ergonomic wide-handled Peel-Away sheath. Turbo-Flo and Silicone PICC sets include a convenient and reliable T-shaped Peel-Away sheath.



MicroCLAVE® needleless injection caps

Secure, swabbable needleless injection caps eliminate the need to use sharps when accessing the PICC. These caps also ensure a tight connection between the catheter and the syringe.

The MicroCLAVE is a neutral-fluid-displacement injection cap.

MicroCLAVE is a registered trademark of ICU Medical, Inc.




Catheters designed for comfort and choice

Polyurethane PICCs:

The broad range of sizes provides a full line of options for use during placement, and allows increased flow rates and higher infusion pressures.


Silicone PICCs:

The full range of catheter sizes are made of silicone, which is soft, inert, and biocompatible.



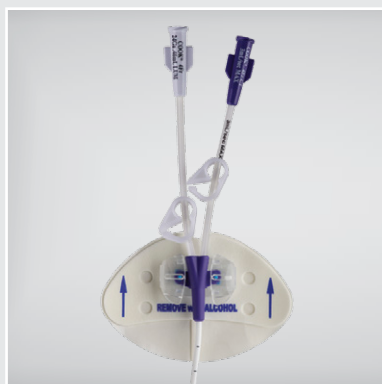
Hydrophilic-coated stiffening obturator

The obturator provides added support when you insert the catheter that comes with standard sets. The obturator's hydrophilic coating causes less friction when you remove the wire.



Specialized Turbo-Ject® and Spectrum® Turbo-Ject sets

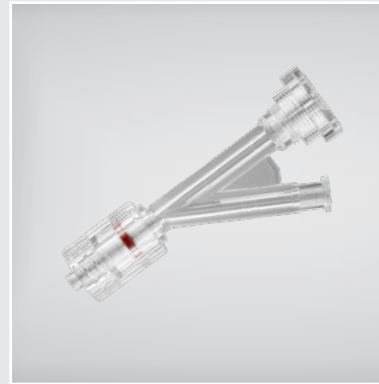
Radiology (OTW) sets contain a 130 cm or 150 cm long stainless steel wire guide with cm markings. Standard sets contain a shorter 65 cm or 80 cm long wire guide for access and to help maintain a sterile field. Bedside sets feature a 40 cm long wire guide.



StatLock® catheter securement device

The easy-to-use, suture-free device secures the catheter to the skin with a nonreactive adhesive to minimize displacement of the catheter after insertion.

StatLock is a registered trademark of Bard, Inc.



Tuohy Borst valves

These adjustable hemostatic valves prevent blood reflux, allow flushing, and secure the obturator in the desired location. Tuohy Borst valves are available in all Turbo-Ject and Spectrum Turbo-Ject sets, except for radiology (OTW) sets.

Customize your procedure by using preferred accessories that can be ordered separately.



EchoTip® Percutaneous Entry Needle

Order Number	Reference Part Number	Needle gage	Needle Length cm
G10360	SDN-21-5.0-CSV-U	21	5
G08387	SDN-21-7.0-CSV-U	21	7

Some products or part numbers may not be available in all markets. Contact your local Cook representative or Customer Service for details.



Peel-Away® Introducer – Denny Modification

Order Number	Reference Part Number	Introducer Sheath Fr	Introducer Sheath Length cm	Wire Guide Diameter inch	Wire Guide Length cm	Needle Length cm
G11564	PLIP-3.5-18-9-DENNY	3.5	9	.018	65	7
G11550	PLIP-4.0-18-9-DENNY	4.0	9	.018	65	7
G11565	PLIP-4.5-18-9-DENNY	4.5	9	.018	65	7
G11566	PLIP-5.0-18-9-DENNY	5.0	9	.018	65	7
G11567	PLIP-5.5-18-9-DENNY	5.5	9	.018	65	7
G11558	PLIP-5.5-18-9-DENNY-NT*	5.5	9	.018	65	7
G11568	PLIP-6.0-18-9-DENNY	6.0	9	.018	65	7
G11569	PLIP-7.0-18-9-DENNY	7.0	9	.018	65	7
G11570	PLIP-8.0-18-9-DENNY	8.0	9	.018	65	7

*Nitinol wire guide

Some products or part numbers may not be available in all markets. Contact your local Cook representative or Customer Service for details.



Cope Mandril Wire Guide

Order Number	Reference Part Number	Wire Guide Diameter inch	Wire Guide Length cm	Spring Coil Tip Length cm
Nitinol with Platinum Tip				
G08861	PMG-18SP-40-COPE-NT	.018	40	7
G08427	PMG-18SP-60-COPE-NT	.018	60	7
G09747	PMG-18SP-80-COPE-NT	.018	80	7

Stainless Steel with Platinum Tip

G09593	PMG-18SP-40-COPE	.018	40	7
G05183	PMG-18SP-60-COPE	.018	60	7

Some products or part numbers may not be available in all markets. Contact your local Cook representative or Customer Service for details.



Torq-Flex® Wire Guide

Order Number	Reference Part Number	Diameter inch	Length cm
Stainless Steel with Platinum Tip			
G07303	STF-18-60-AUST	.018	60
PTFE-Coated Stainless Steel with cm Markings and Platinum Tip			
G55799	THTF-18SP-130-AUST-ST	.018	130
G32451	THTF-18SP-150-AUST	.018	150

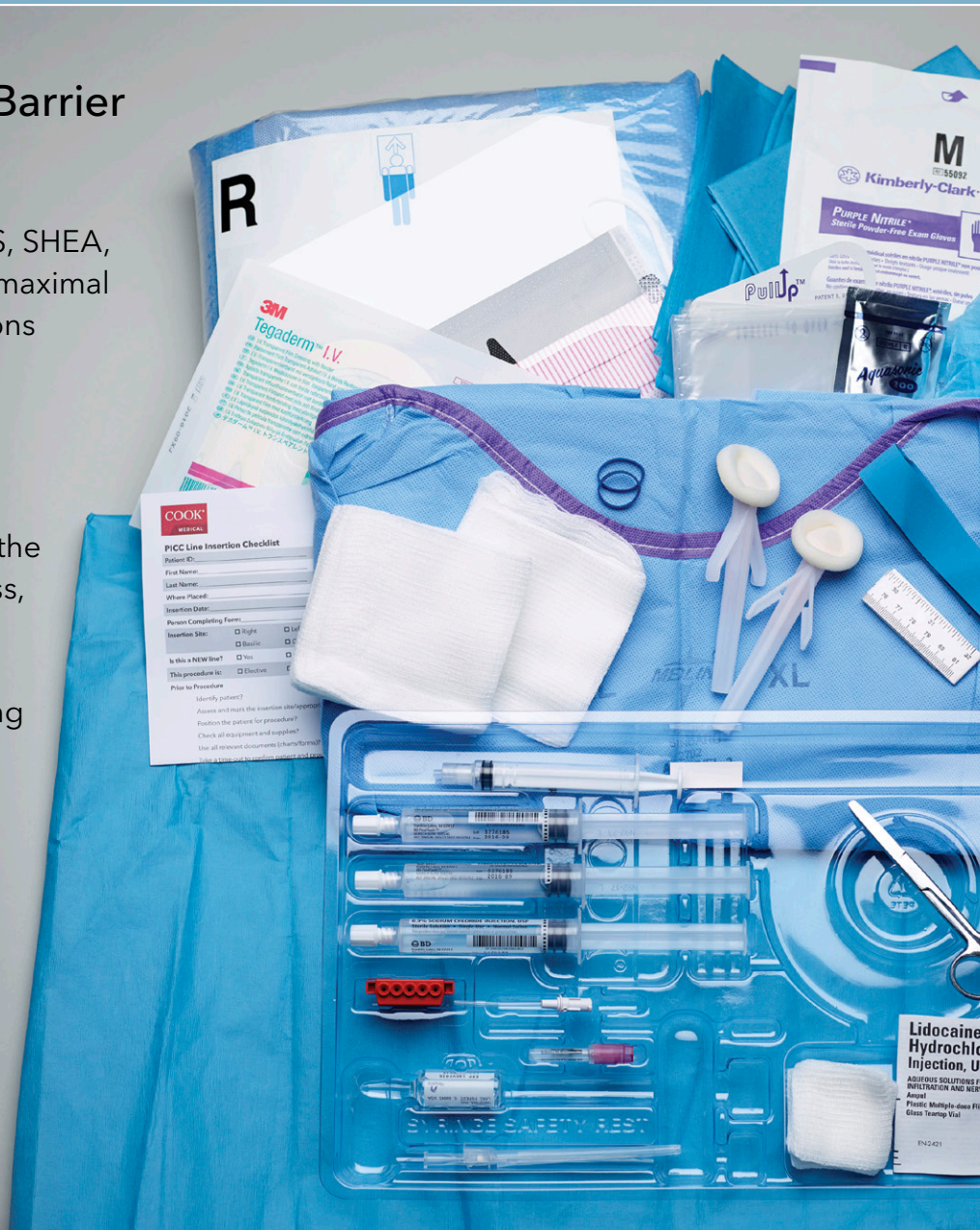
Some products or part numbers may not be available in all markets. Contact your local Cook representative or Customer Service for details.

Meet PICC placement guidelines by using a complete Maximal Sterile Barrier Bedside Tray.

Maximal Sterile Barrier Bedside Tray

The CDC, APIC, IHI, INS, SHEA, and IDSA recommend maximal sterile barrier precautions for CRBSI reduction.

The organization of the Maximal Sterile Barrier Bedside Tray supports the PICC placement process, allowing you and your facility to easily protect your patients by meeting established infection prevention guidelines.



TRAY COMPONENTS

(MSB-TRAY shown here)

- PICC insertion checklist
- Maximal sterile barrier preparation bundle (cap, mask, gown, gloves*, and drapes)
- Tourniquet (latex free)
- BakSnap® safety syringe
- Subcutaneous injection needle*
- Probe cover and gel
- Tape measure and scissors
- Lidocaine*
- Three prefilled saline syringes*
- Two Chloraprep® applicators*
- Echogenic safety introducer needle*
- Sterile gauze pads
- Tegaderm® dressing
- Safety sharps container

BakSnap is a registered trademark of the DuoProSS Meditech Corporation. Chloraprep is a registered trademark of the CareFusion Corporation. Tegaderm is a registered trademark of 3M Company.

Order Number	Reference Part Number
G20899	MSB-TRAY
G23652	MSB-TRAY-DRY

*Not included in MSB-TRAY-DRY.

Some products or part numbers may not be available in all markets. Contact your local Cook representative or Customer Service for details.

References and resources

- 1 Raad I, Darouiche R, Hachem R, et al. Antibiotics and prevention of microbial colonization of catheters. *Antimicrob Agents Chemother*. 1995;39(11):2397-2400.
- 2 Sherertz RJ, Carruth WA, Hampton AA, et al. Efficacy of antibiotic-coated catheters in preventing subcutaneous *Staphylococcus aureus* infection in rabbits. *J Infect Dis*. 1993;167(1):98-106.
- 3 Pronovost P, Needham D, Berenholtz S, et al. An intervention to decrease catheter-related bloodstream infections in the ICU. *N Engl J Med*. 2006;355(26):2725-2732.
- 4 Schuerer DJ, Zack JE, Thomas J, et al. Effect of chlorhexidine/silver sulfadiazine-impregnated central venous catheters in an intensive care unit with a low blood stream infection rate after implementation of an educational program: a before-after trial. *Surg Infect (Larchmt)*. 2007;8(4):445-454.
- 5 Rupp ME, Lisco SJ, Lipsett PA, et al. Effect of a second-generation venous catheter impregnated with chlorhexidine and silver sulfadiazine on central catheter-related infections: a randomized, controlled trial. *Ann Intern Med*. 2005;143(8):570-580.
- 6 Darouiche RO, Raad II, Heard SO, et al. A comparison of two antimicrobial-impregnated central venous catheters. Catheter Study Group. *N Engl J Med*. 1999;340(1):1-8.
- 7 Raad I, Darouiche R, Dupuis J, et al. Central venous catheters coated with minocycline and rifampin for the prevention of catheter-related colonization and bloodstream infections. A randomized, double-blind trial. *Ann Intern Med*. 1997;127(4):267-274.
- 8 Corral L, Nolla-Salas M, Ibanez-Nolla J, et al. A prospective, randomized study in critically ill patients using the Oligon Vantex® catheter. *J Hosp Infect*. 2003;55(3):212-219.
- 9 Schuerer DJ, Mazuski JE, Buchman TG, et al. Catheter-related bloodstream infection rates in minocycline/rifampin vs. chlorhexidine/silver sulfadiazine-impregnated central venous catheters - results of a 46 month study. *Crit Care Med*. 2008;36(12)(suppl):A199-A208. Abstract 454.
- 10 Ramos ER, Reitzel R, Jiang Y, et al. Clinical effectiveness and risk of emerging resistance associated with prolonged use of antibiotic-impregnated catheters: more than 0.5 million catheter days and 7 years of clinical experience. *Crit Care Med*. 2011;39(2):245-251.
- 11 Brooks K, Dauenhauer S, Nelson M. Comparison of an untreated vs. silver/chlorhexidine vs. rifampin/minocycline central venous catheters in reducing catheter-related bloodstream infections. Abstract presented at: APIC 28th Annual Educational Conference and International Meeting; June 10-14, 2001; Seattle, WA.
- 12 Advani S, Reich NG, Sengupta A, et al. Central line-associated bloodstream infection in hospitalized children with peripherally inserted central venous catheters: extending risk analyses outside the intensive care unit. *Clin Infect Dis*. 2011;52(9):1108-1115.
- 13 O'Grady NP, Alexander M, Burns LA, et al. Guidelines for the prevention of intravascular catheter-related infections. *Am J Infect Control*. 2011;39 (4 suppl 1):S1-S34.



Customer Service

EMEA: EDI - www.cookmedical.com/edi.do

Distributors: +353 61239240, ssc.distributors@cookmedical.com

Austria: +43 179567121, oe.orders@cookmedical.com

Belgium: +32 27001633, be.orders@cookmedical.com

Denmark: +45 38487607, da.orders@cookmedical.com

Finland: +358 972519996, fi.orders@cookmedical.com

France: +33 171230269, fr.orders@cookmedical.com

Germany: +49 6950072804, de.orders@cookmedical.com

Hungary: +36 17779199, hu.orders@cookmedical.com

Ireland: +353 61239252, ie.orders@cookmedical.com

Italy: +39 0269682853, it.orders@cookmedical.com

Netherlands: +31 202013367, nl.orders@cookmedical.com

Norway: +47 23162968, no.orders@cookmedical.com

Spain: +34 912702691, es.orders@cookmedical.com

Sweden: +46 858769468, se.orders@cookmedical.com

Switzerland - French: +41 448009609, fr.orders@cookmedical.com

Switzerland - Italian: +41 448009609, it.orders@cookmedical.com

Switzerland - German: +41 448009609, de.orders@cookmedical.com

United Kingdom: +44 2073654183, uk.orders@cookmedical.com

www.cookmedical.com

Americas: EDI - www.cookmedical.com/edi.do

Phone: +1 812.339.2235, 800.457.4500, Fax: 800.554.8335

E-mail: orders@cookmedical.com

Australia:

Phone: +61 734346000, 1800777222, Fax: +61 734346001, 1800077283

E-mail: cau.custserv@cookmedical.com

