



Flexor[®]
TECHNOLOGY



Optimizing access throughout the body



Optimizing access throughout the body.

A pioneer in innovative access.

Where access is difficult, Flexor adapts. Where delivery is demanding, Flexor rises to the challenge.

Kink-resistance

Patented coil-reinforced construction provides optimal flexibility and maximum resistance to kinking or compression.



Low-friction

Large, low-friction PTFE-coated lumen facilitates effortless device delivery.



Greater visibility

Radiopaque band, seamlessly incorporated within the sheath material, identifies precise location of the distal tip for positioning accuracy.

Enhanced trackability

Select configurations are available with AQ[®] hydrophilic coating to dramatically reduce friction and enhance trackability.



It's a matter of selection.

Patients don't come in one size and you have specific preferences. In recognition of these facts, we have provided you with a broad range of sizes and configurations allowing as much convenience as possible.

Valve option

Multiple valve configurations are available to meet your specific hemostasis needs.



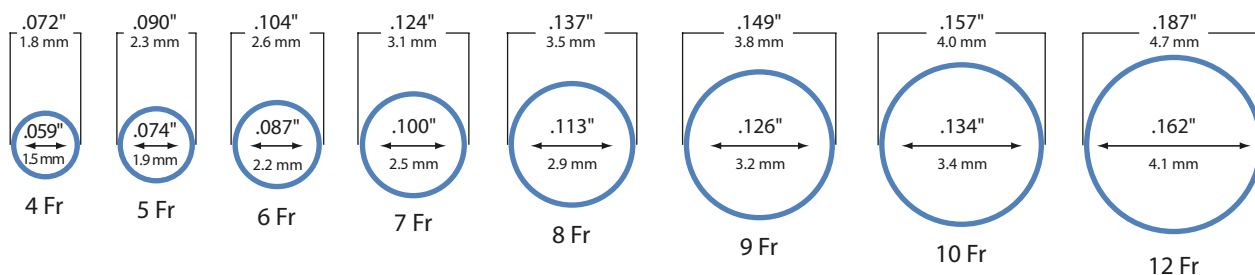
Color-coded convenience

Sizes range from 4.0 French through 12.0 French. Each size is color-coded for your convenience.



Diameter selection

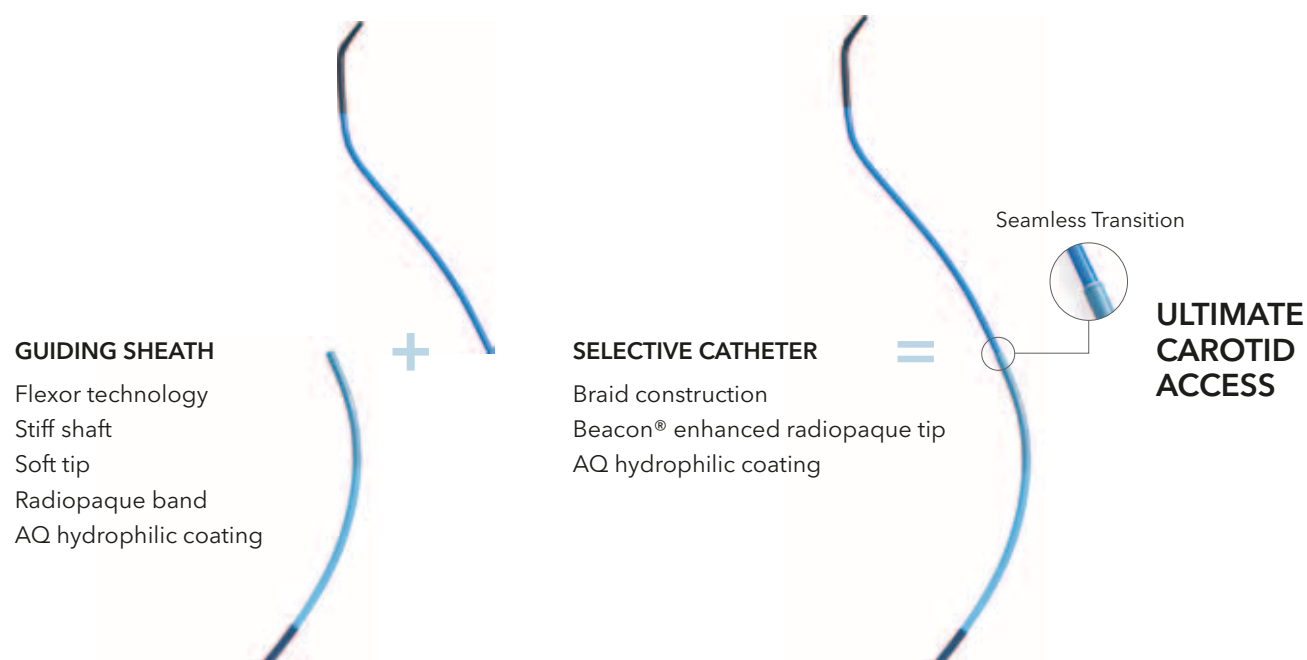
Large lumens with low friction inner surface facilitate unconstrained device delivery.





Presenting the ultimate carotid access tool.

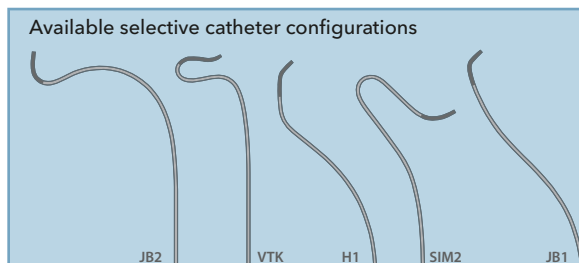
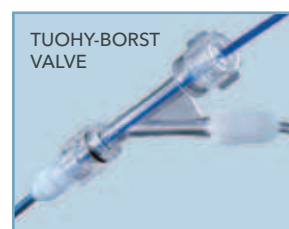
The Shuttle Select System features a Flexor guiding sheath paired with a specially designed coaxial Slip-Cath® catheter to simplify access in challenging arch anatomy while minimizing device exchanges. Shuttle Select's stiffened proximal shaft, unique transition zone, and soft distal tip provide an ideal balance of pushability and trackability.



SHUTTLE SELECT™
Carotid Artery Access System

FLEXOR SHUTTLE SELECT
Guiding Sheath

FLEXOR SHUTTLE
Guiding Sheath



Complete listing of order numbers in back.



Selection that offers you options for iliac and SFA access.

Cook offers three options of Flexor guiding sheaths for iliofemoral access.

Trackability and Choice

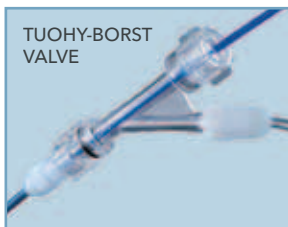

The **Flexor Ansel** offers gentle curves, soft tip, and hydrophilic coating which enhance trackability while .018" and .038" compatible dilators allow choice in platform.

Versatile

The **Flexor Raabe** is a straight sheath that can be "cold formed" into the specific shape that meets your needs.

Dependable

The **Flexor Balkin** has a 180° curve which anchors across the bifurcation to stabilize your contralateral access.

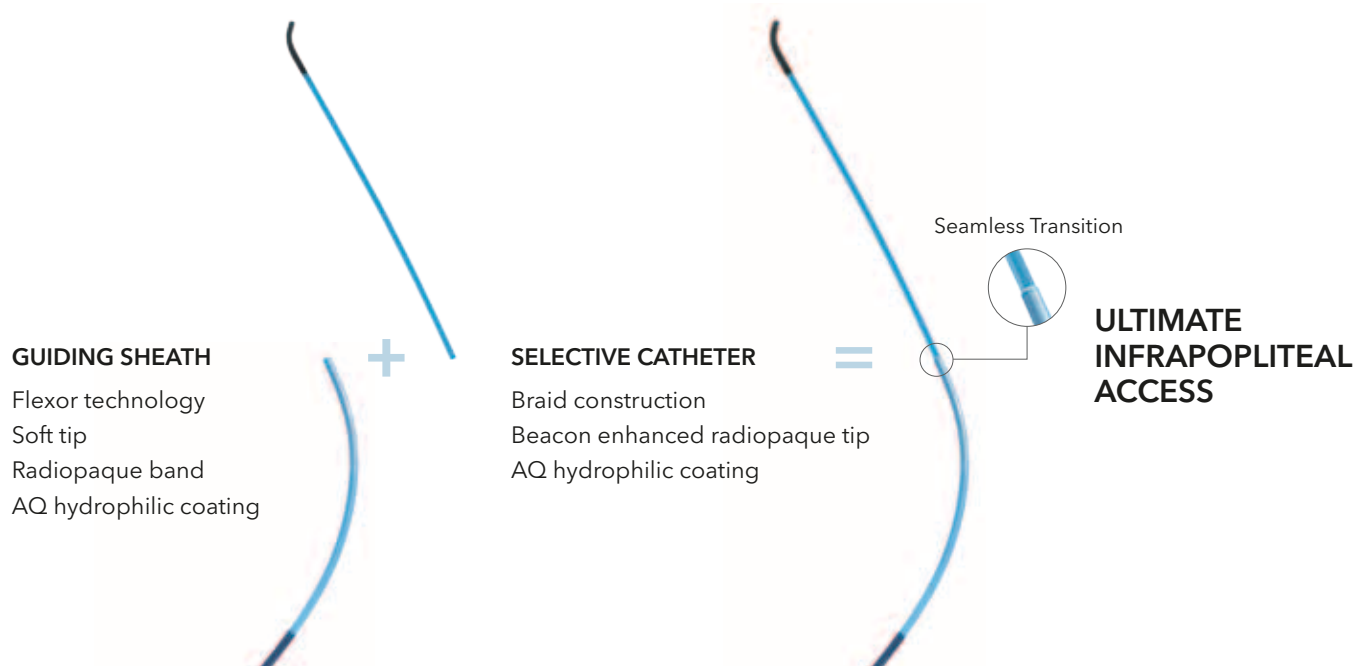


Complete listing of order numbers in back.



Accessing below the knee just got easier.

Expanding the Flexor Shuttle in smaller diameters and longer lengths increases the potential of this fantastic technology. Pairing it with specially designed coaxial Slip-Cath catheters simplifies access while minimizing device exchanges.



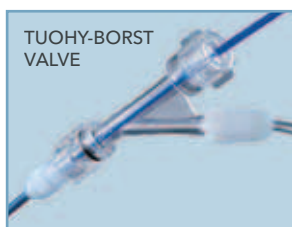
FLEXOR SHUTTLE TIBIAL

SHUTTLE TIBIAL
Infrapopliteal Access System


COMPATIBLE FOR COAXIAL USE

When treating multilevel disease, access can be initially achieved with any of the Iliac/SFA Flexor sheaths. Then the Shuttle Tibial system can be advanced through the initial Flexor sheath, providing distal support for intervention.

Initial Contralateral Access	Shuttle Tibial System
6.0 French Flexor Sheath	4.0 French
7.0 French Flexor Sheath	5.0 French



Complete listing of order numbers in back.



Simplify renal access with Flexor's many options.

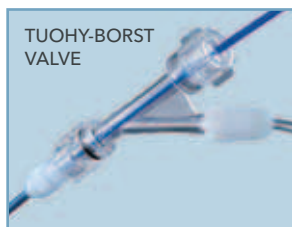
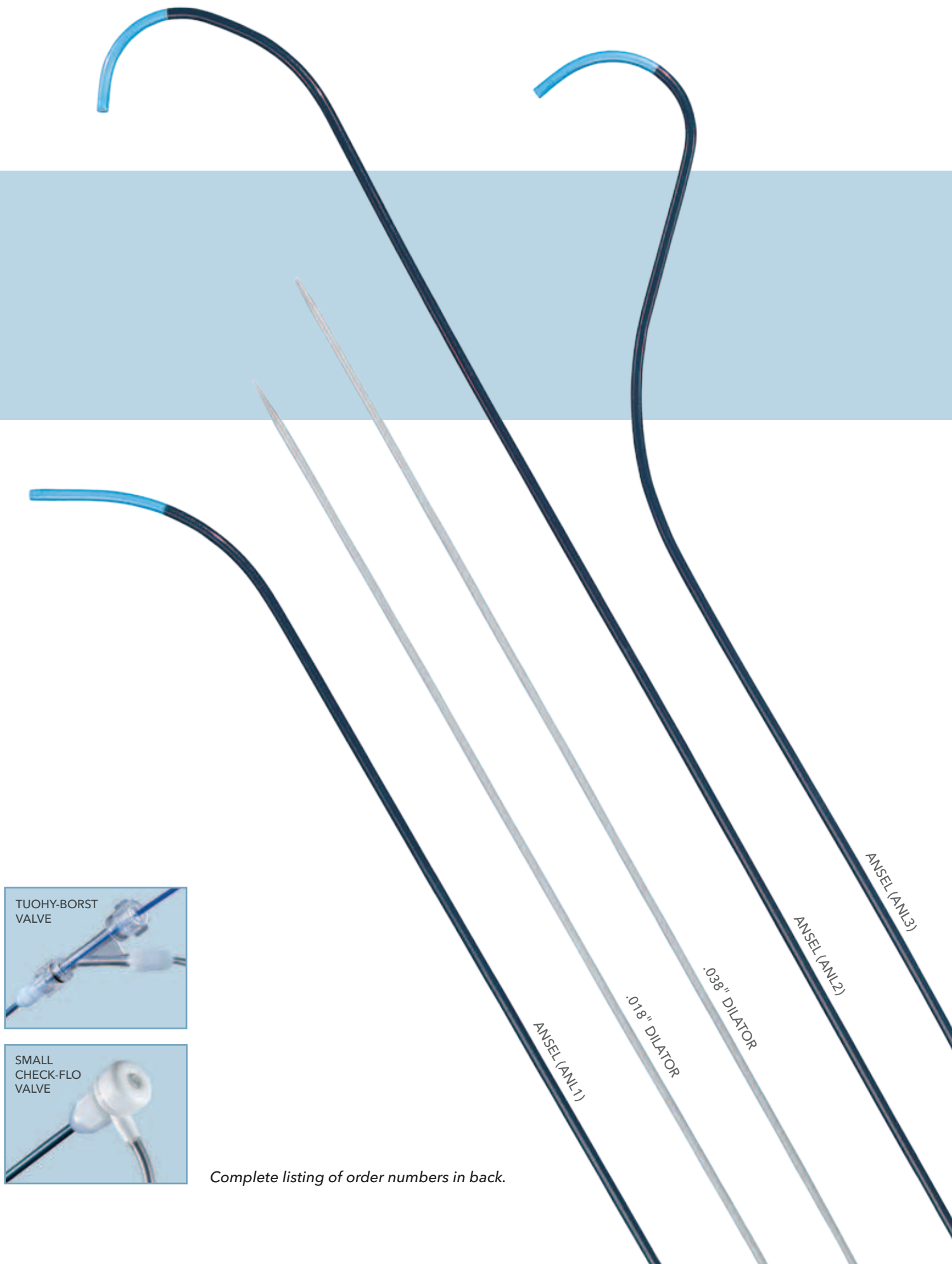
The diverse product line of Flexor guiding sheaths means it adapts to you, not vice versa.

Platform Compatibility

Since the Flexor Ansel is supplied with both .018" and .038" compatible dilators, this system accommodates the platform you use.

Patient Compatibility

The three curves ensure compatibility with a variety of patient anatomy.



Complete listing of order numbers in back.



Unlimited results never come from limited resources.

Flexor technology is available in a broad product offering to ensure that you are not restricted by limitations.

Durability

Patented coil-reinforced design provides optimal flexibility and trackability in places where non-reinforced sheaths would kink.



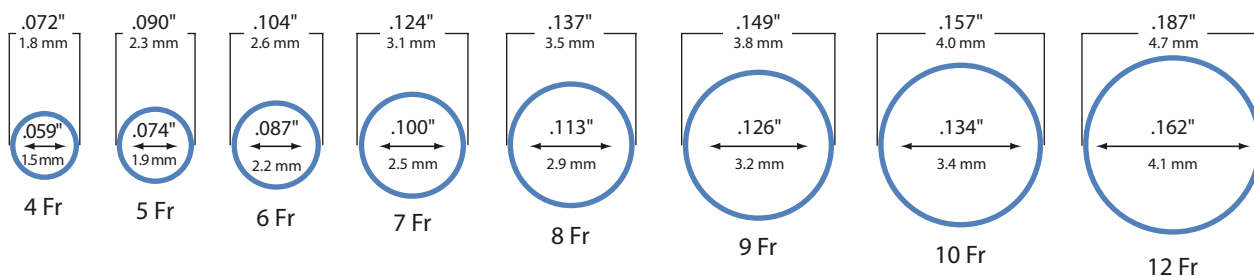
Greater Visibility

Radiopaque band seamlessly incorporated in the tip of the sheath material identifies the precise location of the introducer under fluoroscopy.



Unsurpassed Selection

Large, low-friction PTFE-coated lumens range from 4.0 French through 12.0 French.





Complete listing of order numbers in back.

CAROTID ACCESS



**GLOBAL
PRODUCT
NUMBER** **ORDER
NUMBER**

FLEXOR SHUTTLE SELECT

G31133	KSAW-5.0-38-90-RB-SHTL-FLEX-HC
G31138	KSAW-6.0-38-90-RB-SHTL-FLEX-HC

5.0 FRENCH COMPATIBLE - SELECTIVE CATHETERS

G31129	SCBR5.5-35-125-P-NS-H1-SHTL
G31130	SCBR5.5-35-125-P-NS-JB1-SHTL
G36359	SCBR5.5-35-125-P-NS-VTK-SHTL
G36360	SCBR5.5-35-125-P-NS-SIM2-SHTL
G36361	SCBR5.5-35-125-P-NS-JB2-SHTL

6.0 FRENCH COMPATIBLE - SELECTIVE CATHETERS

G31134	SCBR6.5-35-125-P-NS-H1-SHTL
G31135	SCBR6.5-35-125-P-NS-JB1-SHTL
G36362	SCBR6.5-35-125-P-NS-VTK-SHTL
G36363	SCBR6.5-35-125-P-NS-SIM2-SHTL
G36364	SCBR6.5-35-125-P-NS-JB2-SHTL

FLEXOR SHUTTLE

G30009	KSAW-5.0-18/38-90-RB-SHTL-HC
G13539	KSAW-6.0-38-80-RB-SHTL-HC
G13264	KSAW-6.0-38-90-RB-SHTL-HC
G13338	KSAW-7.0-38-80-RB-SHTL-HC
G12835	KSAW-7.0-38-90-RB-SHTL-HC
G12836	KSAW-8.0-38-90-RB-SHTL-HC

ILIAC / SEA ACCESS



**GLOBAL
PRODUCT
NUMBER** **ORDER
NUMBER**

FLEXOR RAABE

G13009	KCFW-5.0-38-55-RB-RAABE
G11638	KCFW-6.0-38-55-RB-RAABE
G11633	KCFW-7.0-38-55-RB-RAABE
G12242	KCFW-8.0-38-55-RB-RAABE

FLEXOR BALKIN

G12656	KCFW-5.5-38-40-RB-BLKN
G10383	KCFW-6.0-38-40-RB-BLKN
G10384	KCFW-7.0-38-40-RB-BLKN
G10385	KCFW-8.0-38-40-RB-BLKN
G32224	KCFW-6.0-38-40-RB-BLKN-HC
G32225	KCFW-7.0-38-40-RB-BLKN-HC
G32216	KCFW-8.0-38-40-RB-BLKN-HC

FLEXOR ANSEL

G48186	KCFW-4.0-18/38-45-RB-ANL0-HC
G44153	KCFW-5.0-18/38-45-RB-ANL0-HC
G29981	KCFW-5.0-18/38-45-RB-ANL1-HC
G30117	KCFW-5.0-18/38-45-RB-ANL2-HC
G44154	KCFW-6.0-18/38-45-RB-ANL0-HC
G29982	KCFW-6.0-18/38-45-RB-ANL1-HC
G29983	KCFW-6.0-18/38-45-RB-ANL2-HC
G44155	KCFW-7.0-18/38-45-RB-ANL0-HC
G29985	KCFW-7.0-18/38-45-RB-ANL1-HC
G29986	KCFW-7.0-18/38-45-RB-ANL2-HC
G49099	KCFW-8.0-18/38-45-RB-ANL0-HC
G49100	KCFW-8.0-18/38-45-RB-ANL1-HC
G49101	KCFW-9.0-18/38-45-RB-ANL0-HC
G49102	KCFW-9.0-18/38-45-RB-ANL1-HC
G47700	KCFW-10.0-35-45-RB-HFANL1-HC
G47701	KCFW-12.0-35-45-RB-HFANL1-HC

INTRAPOPLITEAL ACCESS



**GLOBAL
PRODUCT
NUMBER** **ORDER
NUMBER**

FLEXOR SHUTTLE TIBIAL

G48190	KSAW-4.0-18/35-90-RB-SHTL-HC
G48193	KSAW-4.0-18/35-110-RB-SHTL-HC
G30009	KSAW-5.0-18/38-90-RB-SHTL-HC
G48194	KSAW-5.0-18/38-110-RB-SHTL-HC

4.0 FRENCH COMPATIBLE - SELECTIVE CATHETERS

G48153	SCBR4.5-35-135-P-NS-ANG-SHTL
G48151	SCBR4.5-35-75-P-NS-ANG-SHTL

5.0 FRENCH COMPATIBLE - SELECTIVE CATHETERS

G48154	SCBR5.5-35-135-P-NS-ANG-SHTL
G48152	SCBR5.5-35-75-P-NS-ANG-SHTL

FLEXOR ANSEL - CHECK-FLO VALVE

G48188	KCFW-4.0-18/35-90-RB-ANL0-HC
G48191	KCFW-4.0-18/35-110-RB-ANL0-HC
G48189	KCFW-5.0-18/38-90-RB-ANL0-HC
G48192	KCFW-5.0-18/38-110-RB-ANL0-HC

Evolution of the guiding sheath

The first group of physicians in the world tackling carotid stenting asked Cook to create longer, soft-tipped sheaths - instead of catheters - to enter the fragile vasculature of the carotid artery. We delivered with the development of the guiding sheath - a two-in-one device that provides direct access to the body without the need for an introducer sheath.

We expanded this line beyond carotid guiding sheaths to make products for the iliofemoral and renal arteries to decrease your procedural time and lessen the possibility for complications during interventions.

When choosing guiding sheaths, please remember that sizes are measured differently than the guiding catheter line. The labeled size of a guiding sheath refers to the inner diameter. The labeled size of a guiding catheter refers to the outer diameter. An 8.0 French guiding catheter is equivalent in diameter to a 6.0 French guiding sheath.

And, unlike guiding catheters, guiding sheaths have inner dilators or obturators that taper down for insertion over the wire guide. This inner dilator is removed after the guiding sheath is inserted into the body.

RENAL ACCESS



**GLOBAL
PRODUCT
NUMBER** **ORDER
NUMBER**

FLEXOR ANSEL – CHECK-FLO VALVE

G29981	KCFW-5.0-18/38-45-RB-ANL1-HC
G30117	KCFW-5.0-18/38-45-RB-ANL2-HC
G29982	KCFW-6.0-18/38-45-RB-ANL1-HC
G29983	KCFW-6.0-18/38-45-RB-ANL2-HC
G29984	KCFW-6.0-18/38-45-RB-ANL3-HC
G29985	KCFW-7.0-18/38-45-RB-ANL1-HC
G29986	KCFW-7.0-18/38-45-RB-ANL2-HC

FLEXOR ANSEL – TUOHY-BORST VALVE

G29996	KSAW-6.0-18/38-55-RB-ANL1-HC
G29997	KSAW-6.0-18/38-55-RB-ANL2-HC
G29999	KSAW-7.0-18/38-55-RB-ANL1-HC
G30000	KSAW-7.0-18/38-55-RB-ANL2-HC

90 CM FLEXOR ANSEL – CHECK-FLO VALVE

G29988	KCFW-5.0-18/38-90-RB-ANL1-HC
G29989	KCFW-6.0-18/38-90-RB-ANL1-HC

MULTIPURPOSE ACCESS



**GLOBAL
PRODUCT
NUMBER** **ORDER
NUMBER**

30 CM FLEXOR – CHECK-FLO VALVE

G32194	KCFW-5.0-38-30-RB
G08867	KCFW-6.0-38-30-RB
G08246	KCFW-7.0-38-30-RB
G07878	KCFW-8.0-38-30-RB
G07465	KCFW-9.0-38-30-RB

40 CM FLEXOR – CHECK-FLO VALVE

G32233	KCFW-10.0-38-40-RB
G32373	KCFW-12.0-38-40-RB

45 CM FLEXOR – CHECK-FLO VALVE

G49570	KCFW-5.0-38-45-RB
G09809	KCFW-6.0-38-45-RB
G09810	KCFW-7.0-38-45-RB
G09601	KCFW-8.0-38-45-RB

80 CM FLEXOR – CHECK-FLO VALVE

G13033	KCFW-10.0-38-80-RB
G49487	KCFW-12.0-38-80-RB

MULTIPURPOSE ACCESS



**GLOBAL
PRODUCT
NUMBER** **ORDER
NUMBER**

55 CM FLEXOR RAABE – CHECK-FLO VALVE

G48187	KCFW-4.0-35-55-RB-RAABE
G13009	KCFW-5.0-38-55-RB-RAABE
G11638	KCFW-6.0-38-55-RB-RAABE
G11633	KCFW-7.0-38-55-RB-RAABE
G12242	KCFW-8.0-38-55-RB-RAABE
G36393	KCFW-9.0-38-55-RB-RAABE

70 CM FLEXOR RAABE – CHECK-FLO VALVE


G13091	KCFW-5.0-38-70-RB-RAABE
G11636	KCFW-6.0-38-70-RB-RAABE
G11635	KCFW-7.0-38-70-RB-RAABE
G11637	KCFW-8.0-38-70-RB-RAABE
G12606	KCFW-9.0-38-70-RB-RAABE

90 CM FLEXOR RAABE – CHECK-FLO VALVE

G13069	KCFW-5.0-38-90-RB-RAABE
G12266	KCFW-6.0-38-90-RB-RAABE
G11634	KCFW-7.0-38-90-RB-RAABE



GUIDING SHEATH



GUIDING CATHETER

	GUIDING SHEATH	GUIDING CATHETER
Reinforcement	Coil	Braid
Torque Control	Minimal	Good
Kink-Resistance	Superior	Average
Sizes	Inside Diameter	Outside Diameter
Insertion	Direct Into Body	Uses Introducer Sheath



Customer Service

EMEA: EDI - www.cookmedical.com/edi.do
Distributors: +353 61239240, ssc.distributors@cookmedical.com
Austria: +43 179567121, oe.orders@cookmedical.com
Belgium: +32 27001633, be.orders@cookmedical.com
Denmark: +45 38487607, da.orders@cookmedical.com
Finland: +358 972519996, fi.orders@cookmedical.com
France: +33 171230269, fr.orders@cookmedical.com
Germany: +49 6950072804, de.orders@cookmedical.com
Hungary: +36 17779199, hu.orders@cookmedical.com
Ireland: +353 61239252, ie.orders@cookmedical.com
Italy: +39 0269682853, it.orders@cookmedical.com
Netherlands: +31 202013367, nl.orders@cookmedical.com
Norway: +47 23162968, no.orders@cookmedical.com
Spain: +34 912702691, es.orders@cookmedical.com
Sweden: +46 858769468, se.orders@cookmedical.com
Switzerland - French: +41 448009609, fr.orders@cookmedical.com
Switzerland - Italian: +41 448009609, it.orders@cookmedical.com
Switzerland - German: +41 448009609, de.orders@cookmedical.com
United Kingdom: +44 2073654183, uk.orders@cookmedical.com

www.cookmedical.com

Americas: EDI - www.cookmedical.com/edi.do
Phone: +1 812.339.2235, 800.457.4500, Fax: 800.554.8335
E-mail: orders@cookmedical.com

Australia:
Phone: +61 738411188, 1800777222, Fax: +61 738411288, 1800077283
E-mail: cau.custserv@cookmedical.com

